
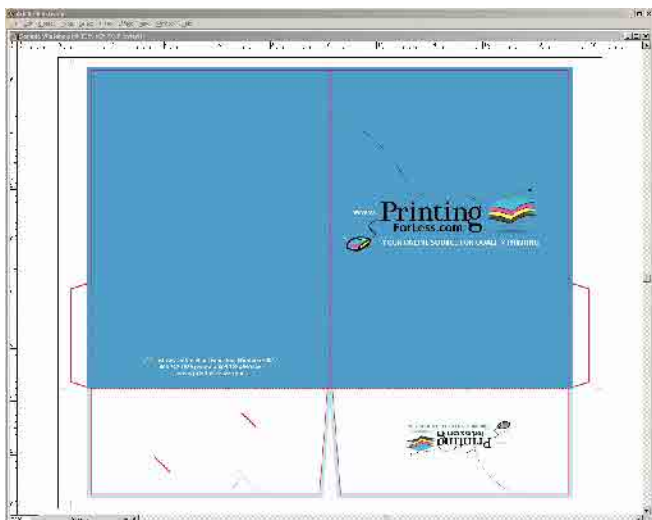


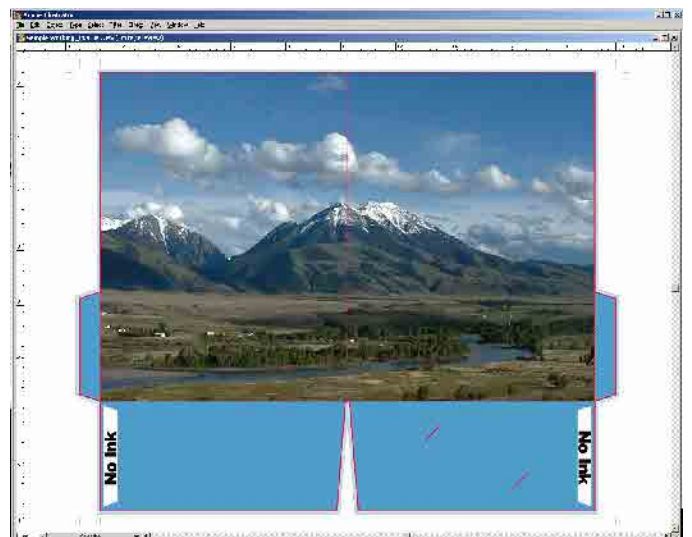
Presentation Folders



To produce a presentation folder you need to generate the following artwork for printing:



Outside



Inside (if printing on both sides)

Figure 1

Or you can supply the separate pieces that look like these:



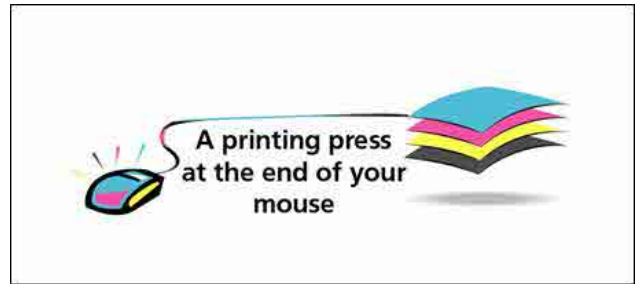
Front Cover: 9.25" x 12.25"



Back Cover: 9.25" x 12.25"



Pocket 9.25" x 4.25"



Inside Picture: 18.25" x 9.25"

Figure 2

Instructions for preparing your artwork

If you want to layout the complete artwork as shown in Figure 1 above and have one of the software programs listed below, click on the link at the bottom of the left column below.

If you want to provide the pieces as shown in Figure 2 above or you are not working with one of the programs listed below, click on the link at the bottom of the right column below.

Microsoft Publisher Quark XPress Adobe PageMaker Adobe InDesign Adobe Illustrator Macromedia FreeHand CorelDraw Adobe PhotoShop	All Other Programs
Click Here for Instructions	Click Here for Instructions